

Food Loss and Waste



Largest food wasters
(per person per year)



Saudi Arabia
427kg



Indonesia
300kg



US
277kg




UAE
196kg

Methane from food in landfills is
21 times more damaging
than CO₂

Reducing US food waste by 20% over 10 years would cut
18 million tons
of greenhouse gases annually


In **rich countries**, consumers waste most food



In **developing countries**, food losses occur before reaching the consumer




One third of the world's food,
1.3 billion tonnes
is lost or wasted at a cost of
\$750 billion
every year



Meanwhile,
795 million people
are going hungry



The carbon footprint of food waste accounts for about
3.3 giga-tonnes
of greenhouse gas emission,
which is equivalent to one third of
annual emissions from fossil fuels



If **one quarter** of
the food currently lost
or wasted were saved,
it would be enough to
feed the world's hungry

Top 3 / Bottom 3 Performers in reducing food loss & waste

TOP PERFORMERS

1. France
2. Australia
3. South Africa

BOTTOM PERFORMERS

23. United Arab Emirates
24. Indonesia
25. Saudi Arabia

Responses

BEST BEFORE
__ / __ / __

Clearer expiration
date labels



Donations from
food retailers



Consumer
education



Reduction of
food losses

Data from the Food Sustainability Index and index sources

Developed by