



1<sup>ST</sup> INTERNATIONAL FORUM ON FOOD AND NUTRITION  
 ROME, DECEMBER 3, 2009



FOOD FOR  
 SUSTAINABLE  
 GROWTH

FOOD  
 FOR  
 HEALTH

FOOD  
 FOR  
 CULTURE

FOOD  
 FOR  
 ALL



**RADHA SINGH**

## ISSUES

- Hunger/malnutrition increase in the world
- Mismatch in demand and supply
- Increase in world food prices
- Poverty and low per capita income preventing food access
- Improper functioning of food markets
- Gap between food and nutrition
- Climate change
- Total 1.02 billion undernourished people in world

Asia Pacific= 642 million, Sub Saharan Africa= 265 million, Latin America and Caribbean= 53 million, Near East and North Africa=42 million, Developed countries= 15 million

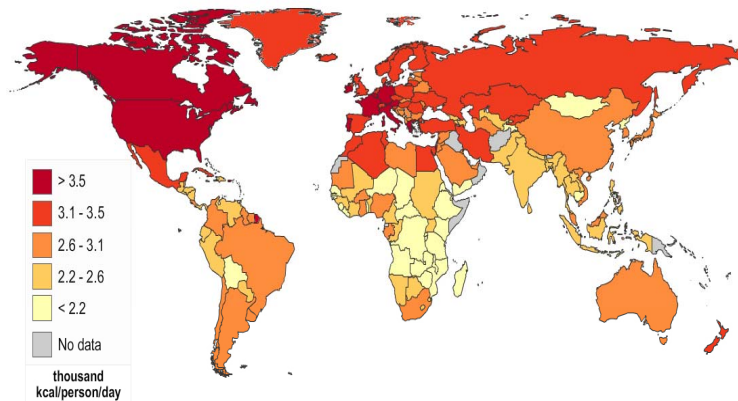
### Twin Challenges

- World's ability to produce/supply the required quantity and quality food and
- Making food affordable and accessible through pricing and/distribution mechanisms.

### Intervention

- Investment in Agriculture
- Welfare Safety nets
- Resumption of International trade policies

## INCREASING HUNGER IN THE WORLD

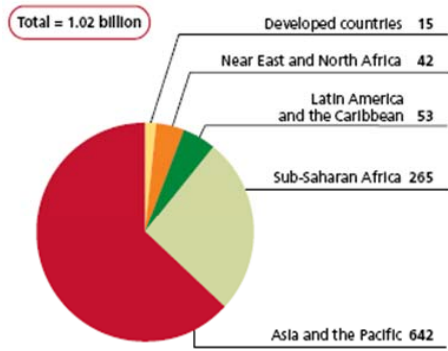


### Availability of Food for Human Consumption (in kcal per person per day)

Source: FAO. The depiction and use of boundaries shown on maps do not imply official endorsement or acceptance by the Organization.

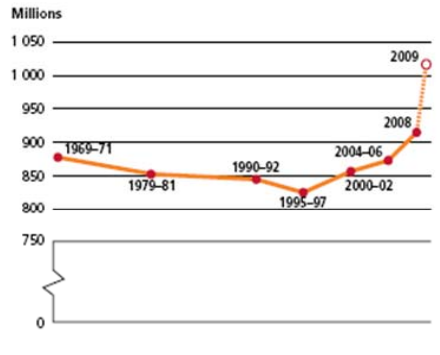
## INCREASING UNDERNOURISHMENT IN THE WORLD

Undernourishment in 2009, by region (millions)



Source: FAO.

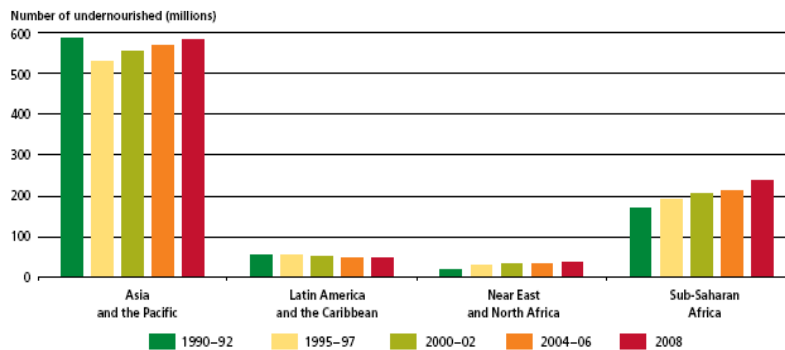
Learning from the past: number of undernourished in the world, 1969–71 to 2009



Source: FAO.

## INCREASING UNDERNOURISHMENT IN THE WORLD contd.

Undernourishment on the rise throughout the world: number of undernourished in selected regions, 1990–92 to 2008

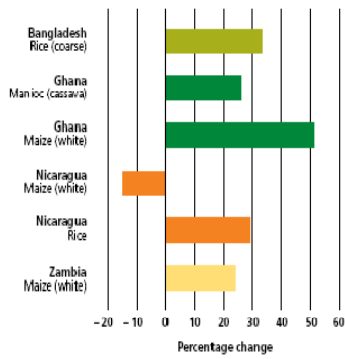


Source: FAO.

**At least 27 countries will face undernourishment above 5% in 2050**

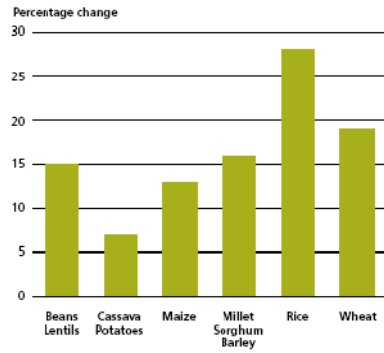
## INCREASING FOOD PRICES

Staple food prices soared: increase in real prices from 2007 to 2008



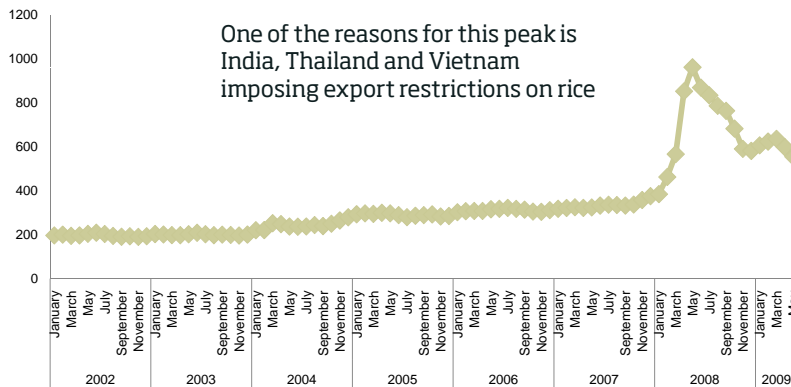
Sources: FAO and Ghana Ministry of Food and Agriculture.

Domestic food prices remain higher than before the crisis: price increases over two years to end-2008



Note: Data refer to median percentage increase in inflation-adjusted price, December 2008 compared with December 2006. Source: FAO.

## GLOBAL RICE PRICES



### Why India had to adopt some protectionist measures?

- 300 Million people under BPL category
- Under public distribution system in India, 25.0 MT of rice and 12 MT of wheat are supplied to BPL families

## CEREAL IMPORT POSITION OF LOW INCOME FOOD DEFICIT COUNTRIES-LIFDC (thousand tonnes)

	2007/08 or 2008	2008/09 or 2009 Requirements	
	Actual Imports	Total Imports:	Of which food aid
<b>Africa (44 countries)</b>	<b>39 972</b>	<b>39 947</b>	<b>2 949</b>
North Africa	18 193	17 342	0
Eastern Africa	6 124	5 686	1 753
Southern Africa	3 143	3 907	622
Western Africa	10 864	11 229	484
Central Africa	1 648	1 783	90
<b>Asia (25 countries)</b>	<b>39 271</b>	<b>42 416</b>	<b>2 668</b>
CIS in Asia	3 761	4 255	47
Far East	24 447	22 546	1 824
Near East	11 063	15 615	797
<b>Central America (3 countries)</b>	<b>1 661</b>	<b>1 789</b>	<b>212</b>
<b>Oceania (6 countries)</b>	<b>438</b>	<b>438</b>	<b>0</b>
<b>Europe (4 countries)</b>	<b>1 652</b>	<b>1 400</b>	<b>20</b>
<b>Total (82 countries)</b>	<b>82 993</b>	<b>85 990</b>	<b>5 848</b>

9

## CEREAL IMPORT BILL IN LIFDCS BY REGION AND TYPE (USD million)

	2003/04	2004/05	2005/06	2006/07	2007/08	2008/09
					Estimate	forecast
<b>LIFDC</b>	<b>14 687</b>	<b>17 903</b>	<b>16 739</b>	<b>23 512</b>	<b>38 107</b>	<b>27 997</b>
Africa	7 052	8 362	8 285	10 421	18 895	13 040
Asia	6 986	8 869	7 768	12 177	17 606	13 800
Latin America and Caribbean	381	407	441	587	997	685
Oceania	76	78	79	93	173	123
Europe	193	187	167	235	435	349
<b>Wheat</b>	<b>8 550</b>	<b>10 670</b>	<b>10 166</b>	<b>13 542</b>	<b>22 869</b>	<b>17 269</b>
<b>Coarse grains</b>	<b>2 512</b>	<b>2 730</b>	<b>2 415</b>	<b>3 644</b>	<b>4 826</b>	<b>4 539</b>
<b>Rice</b>	<b>3 625</b>	<b>4 504</b>	<b>4 158</b>	<b>6 326</b>	<b>10 411</b>	<b>6 188</b>
Source: FAO						

10

## **MODELS TO GUARANTEE POVERTY REDUCTION AND EFFICIENT REDISTRIBUTION OF GLOBAL WEALTH**

- Rapid sustainable agriculture growth and rural development as most poor are small holder farmers and landless rural laborers dependant on agriculture and allied activities
  - Targeting investments for agriculture production and productivity and establishing integrated food markets
  - Vertical and horizontal integration between farmers, processors and retailers for promoting value, minimizing wastage, remunerative prices to producers and greater affordability to consumers
  - Adoption of safety laws, sanitary and phytosanitary standards to facilitate easier trade and market access
  - Investment in trade policies, robust infrastructure, access to affordable credit, and technology.
- 

11

## **FINANCIAL TOOLS TO GUARANTEE EQUITABLE FOOD ACCESS**

- Easy and affordable credit to rural poor for cultivation and livestock activities including small business enterprises, without insisting on collaterals
  - Credit facilities under Joint Liability group arrangements for facilitating access to financial resources
  - Devise innovative risk management tools and insurance cover for crop, weather and income related volatilities
  - Minimum support price for produce to guarantee reasonable income
  - Use of negotiable instruments and warehouse receipts to improve cash flow and liquidity problems
  - Financial institutions, microfinance organizations to expand operations in rural areas
- 

12

## FOOD CRISIS AND TURBULENCE IN RAW MATERIAL

- Match demand with supply, nationally and internationally through open markets organized retail, integrated food/grain supply chain and easy trade
- Removal of subsidies across board to ensure even trade practices and competitive prices
- Domestic market management or trade to stimulate supply response from domestic agriculture to tide over short term food supply shortage
- Strengthen safety net programs for food stress populations
- Food aid and direct support to vulnerable segments
- Initiate measures for long term increase in agriculture production and productivity
- Establish priorities among green energy generation derived from food commodities and common land
- Better communication among nutrition community and agriculture producers to bridge gap between food production and nutrition security.

## GMO HEALTH AND BENEFIT ISSUES

- Biotech crops proven history of 13 years safe use
- Estimated one trillion meals containing ingredients from biotech crops consumed so far with-no reliable adverse documentation of food safety issues of humans/animals
- Fifty-five countries so far granted regulatory approvals for biotech crop imports for food and feed
- Determination of regulatory authorities, world wide that biotech crops pose no more risk than crop produced by traditional breeding methods
- Farmers in developing countries have accumulated benefits of US \$44 billion, of which US \$ 22 billion in developing countries
- India's Bt cotton farmers have helped India become worlds second largest producer and exporter of cotton by doubling cotton production from 14 to 31 million bales in six years.